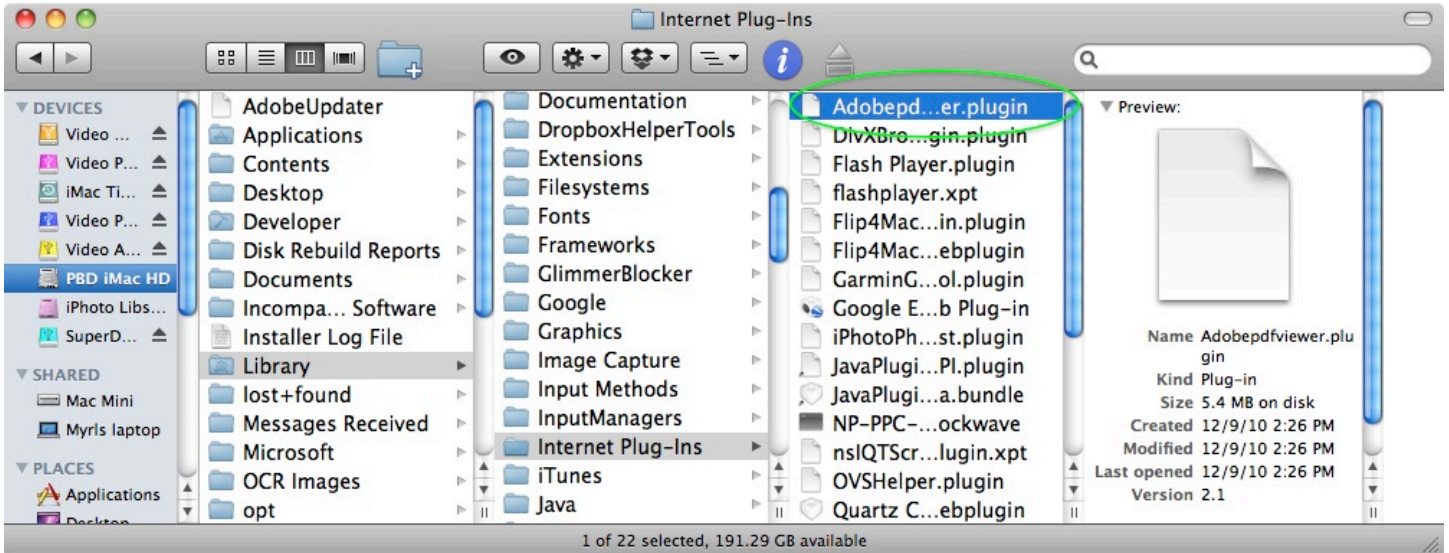


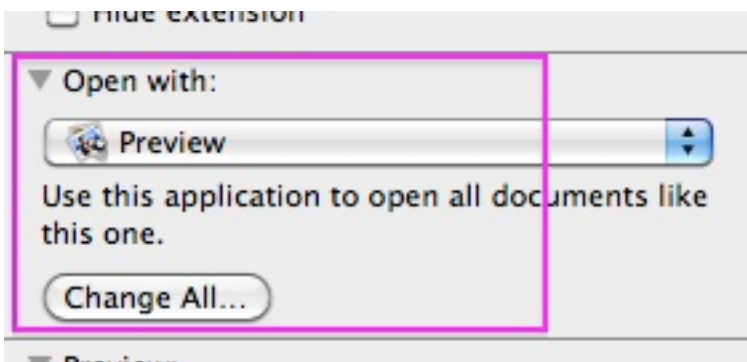
Selecting Whether to Display .pdf Files in Safari or Download Them

If .pdf files from the web are being downloaded and you want them displayed right in Safari:

1) Go to *StartupDrive/Library/Internet Plugins* and drag *Adobepdfviewer.plugin* to the Trash if it is present.

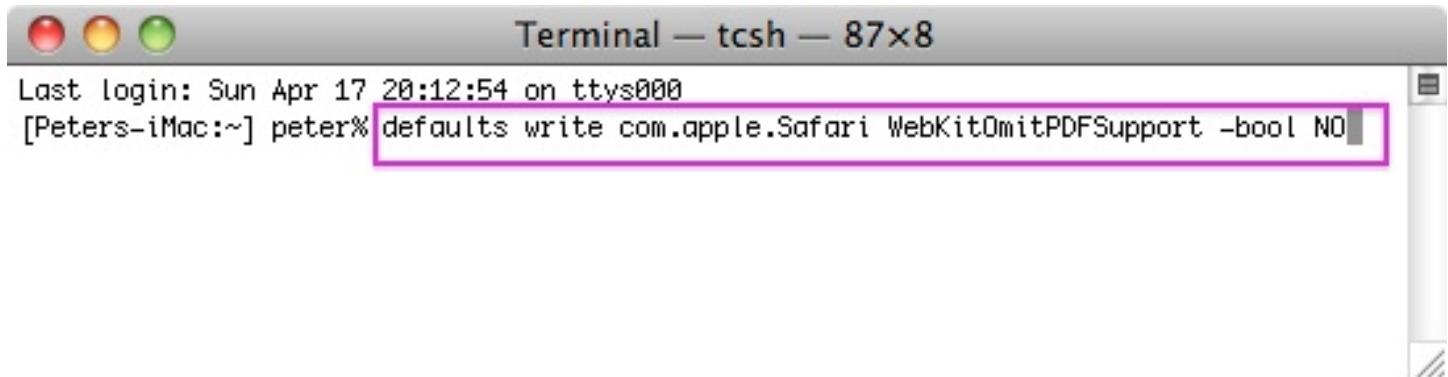


2) Make sure all your pdf's are set to open with Preview. Select any .pdf already on your hard drive (you can find them with Spotlight) and do a Get Info (Command-I). In the Get Info window, click on Open With and select Preview, ***not Safari***. (I know it's counter-intuitive, but trust me.) Then click on Change all.



3) In Applications/Utilities, open Terminal. Copy and Paste the following after the username% prompt, then press Return.

```
defaults write com.apple.Safari WebKitOmitPDFSupport -bool NO
```



Quit Safari if it is open and relaunch it. PDF files from the web will now open in Safari rather than being downloaded.

If you would still like to have the occasional .pdf downloaded instead of displayed in Safari, hold down the Option key when you click on the pdf file on the web page.

There is a Toolbar for the .pdf being displayed in Safari:

To use the PDF viewing tools:

- To see the toolbar, move the pointer to the bottom-center of the page. If you move the pointer away from the toolbar, it disappears after a moment.
The toolbar has four buttons. Point to each button to see what it does.
- If the type is too small or too large, click the "Zoom in" (+) and "Zoom out" (-) buttons.
- To view the PDF file in Preview, click the "Open PDF in Preview" button. After Preview opens, choose Help > Preview Help for more information about viewing PDF files.
- To save the PDF file on your hard disk, click the "Save PDF to download folder" button.

If .pdf files from the web are displayed in Safari and you'd rather have them downloaded:

If you want to go back to downloading pdf's rather than opening them in Safari, repeat step 3, but change the **NO** to **YES**.

If you would still like to have the occasional .pdf displayed in Safari rather than downloaded, hold down the Option key when you click on the pdf file on the web page.